Texmaco Rail & Engineering Ltd.

(BSE: 533326 NSE: TEXRAIL)

Earnings Presentation

Q2 and H1 FY27

November 2026





















Texmaco: Business Snapshot

Freight Car Division (62%)

Indian Railways | Export Markets | India Private Markets

Rs 538 Cr Q2 FY27 Revenues

26% | 16% | 58% | 100%

74% | 40% | 60%



Freight Cars

Freight Cars for Indian Railways and commodity specific special purpose Wagons



Steel Foundry

Integrated part of Freight Cars providing railway castings



Component Systems

Precision fabricated parts, machined systems and solutions

Rail Infra & Others (38%)

Infra – Electrical | Infra – Rail & Green Energy

Rs 240 Cr Q2 FY27 Revenues

Rs 85 Cr Q2 FY27 Revenues



Rail Infra & Others

Product Diversification	Strong Order Book	Geographic Reach	Integrated Manufacturing	Low Cost Operator	Technology Partnerships

% of Freight Car volume | % of Steel Foundry volume | % of Components Systems Volume

Standalone Q2 FY27 Financial Performance

Rs. Cr

Revenue from Operations

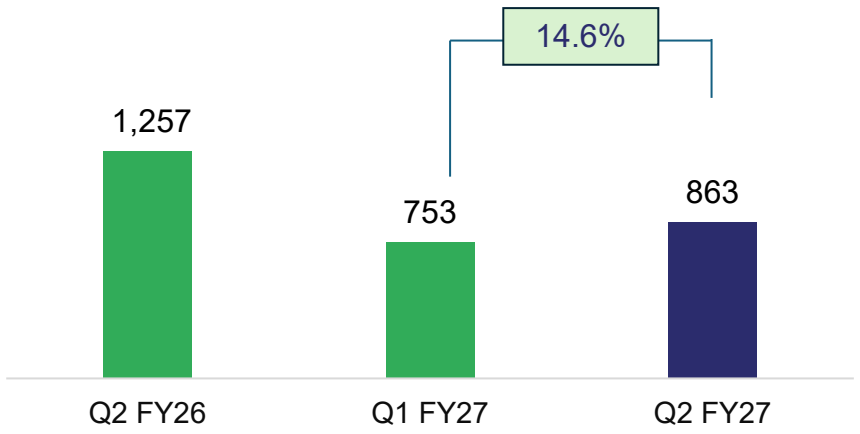

EBITDA and Margin

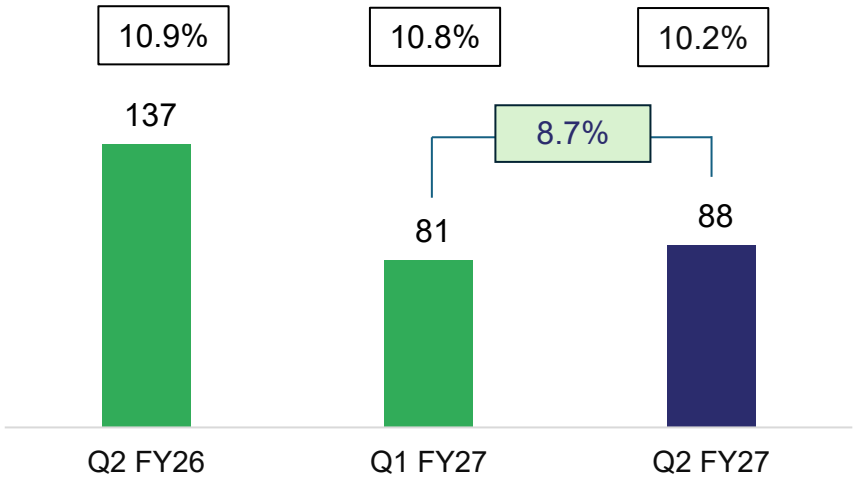

PBT and Margin

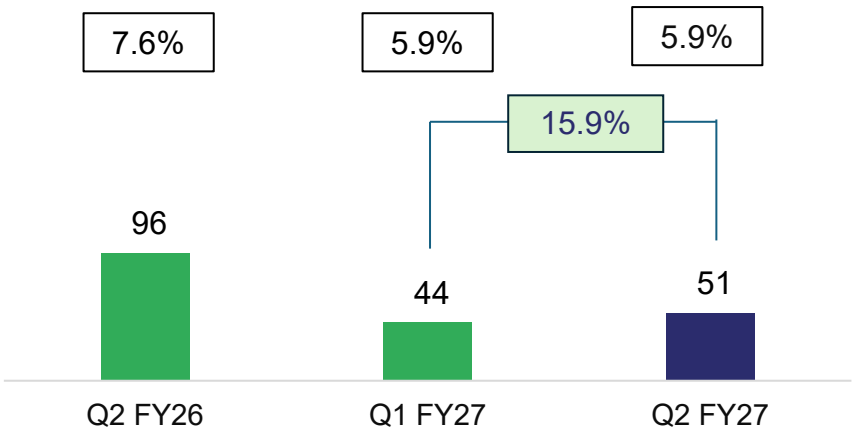

PAT and Margin

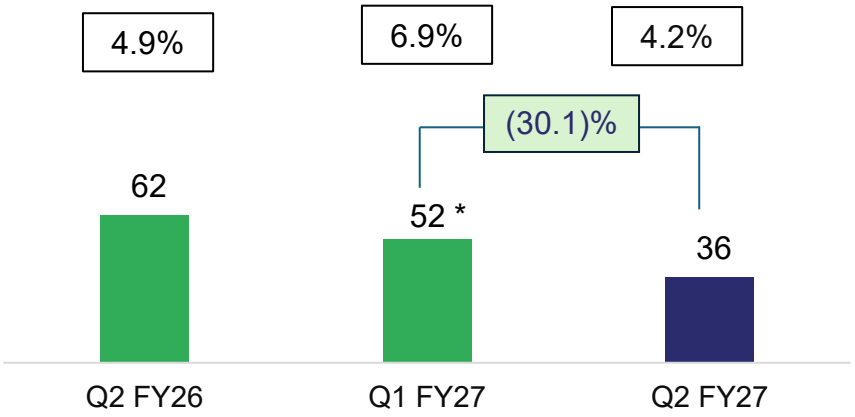

Notes:
1. EBITDA includes Other Income and excludes exceptional expenses
2. All Margins are calculated on Revenue from Operations

Notes:
1. *Q1 FY27 includes Deferred Tax liability reversal of Rs 20 Cr
2. Wagon Sales in Q2 is 1106 units

Management Commentary (1/2)



Indrajit Mookerjee
Executive Director and
Vice Chairman

I am happy to inform that Texmaco Rail has delivered an improved performance for Q2 of FY 26-27 in comparison to Q1 26-27

Our financial trajectory this quarter reflects operational efficiency and market diversification :

Top-Line Growth: Revenue from operations reached **Rs 863 Crore**, marking a strong **14.6% sequential growth** from Rs 753 Crore in Q1.

Profitability: Profit Before Tax (PBT) rose to **Rs 51.2 Crore**, up from Rs 44.1 Crore in the previous sequential quarter.

Segment wise breakdown of revenue expansion in Q2 over Q1 26-27 is as follows:

Freight Car: Up **3.8%**.
Railway Infrastructure: Up **41.7%**.
Infrastructure Electrical: Up **38%**.

In response to a reduction in Freight Car orders from Indian Railways, we have actively diversified our order book to capture higher-margin, resilient revenue streams:

Private & Export Markets: We expanded our outreach to private domestic customers and unlocked strategic export channels, targeting freight car demand in Africa and high-value rail components in the US. This shift has not only driven our current quarter's growth but establishes a more diversified order book compared to this time last year.

To secure long-term value, we are aggressively expanding our technical capabilities and footprint across three massive growth pillars:

Global Leasing Scale: Texmaco has strengthened its railcar leasing business, with the induction of Trinity Rail as a joint venture partner into its JV - Touax Texmaco Railcar Leasing. This partnership brings together global fleet management expertise and an established leasing platform which will build the foundation for the company to expand its railcar leasing business.

Digital Rail Infra & Safety: We are exploring collaboration with Global partners for digitalisation and advanced train control systems, including the development of Kavach solutions for the Indian market. This moves Texmaco up the value chain, allowing us to command a much wider scope of work in large-scale infrastructure projects.

Defence Capabilities Unlock: Texmaco also made progress in developing its defence business with Vagus Def Tech & Aerospace Fund acquiring a 30% equity stake in Texmaco Defence Technologies Ltd (TDTL). This will help TDTL to develop capabilities as a preferred supplier for multiple defence projects in India.

The performance this quarter reinforces our core mission: strengthening Texmaco's competitive positioning while unlocking sustainable new areas for growth.

Management Commentary (2/2)



Sudipta Mukherjee
Managing Director

I am pleased to share an update on the Company's performance for the second quarter of FY27.

Standalone Revenue from Operations stood at ₹863 crore, registering sequential growth of 14.6%. EBITDA margin remained resilient at 10.2%, notwithstanding elevated input costs. Importantly, after adjusting for non-recurring items in Q1 FY27, the current quarter recorded an improvement of 0.70 bps in EBITDA from core operating activities, reflecting an underlying improvement in operational performance.

Despite a significant reduction in the Indian Railways order book compared with SPLY (Q2 FY26), our diversification strategy has begun delivering tangible results. The Freight Car business has witnessed a turnaround, with sequential revenue growth of 3.75% and an EBITDA margin growth 60 bps. This improvement is a result of focused cost rationalisation and a better product mix, which has helped mitigate inflationary pressures.

Our Infra-Electrical business continued its growth momentum, recording a sequential revenue increase of 37.6%. Infra-Rail & Green Energy also delivered improved revenues and profitability, supported by disciplined project execution.

Our consolidated order book increased by 10.2% during the quarter to ₹10,940 crore as at September 30, 2026. More recently, we secured an additional Freight Car order worth ₹412 crore from Indian Railways. The continued traction from private-sector customers, alongside orders from Indian Railways, reinforces the growing breadth of our customer franchise.

On the institutional front, the Company received an upgraded CRISIL A+/Stable rating for its long-term bank facilities. Our ESG score also improved from 51 to 59, reflecting progress in our sustainability and governance initiatives.

Looking ahead, we see significant opportunities across Freight cars, components, wheels and associated infrastructure. Our Infra-Electrical and Rail Projects businesses continue to strengthen their growth trajectories.

Our strategic forays into Passenger Mobility and Defence have also made meaningful progress during the quarter, promising avenues for future growth.

As we move forward, our focus remains on building a more diversified, resilient and competitive enterprise, with sustainable profitability, execution excellence and an expanding presence in higher-value businesses.

We thank our shareholders, customers, employees and all stakeholders for their continued trust and confidence.

Q2 FY27 Division Performance

Standalone Revenue from Operations by Division

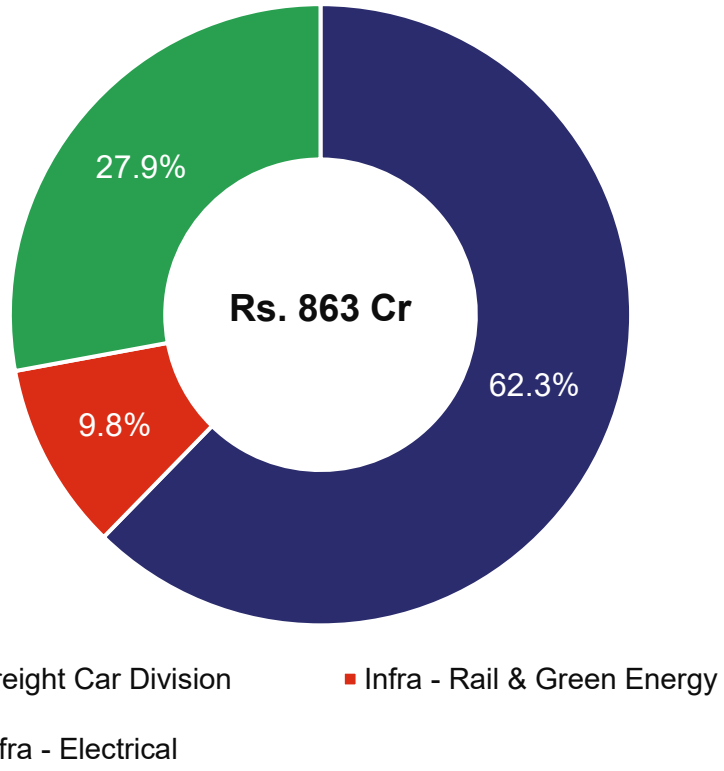

Consolidated Order Book as on 30.09.26 by Division

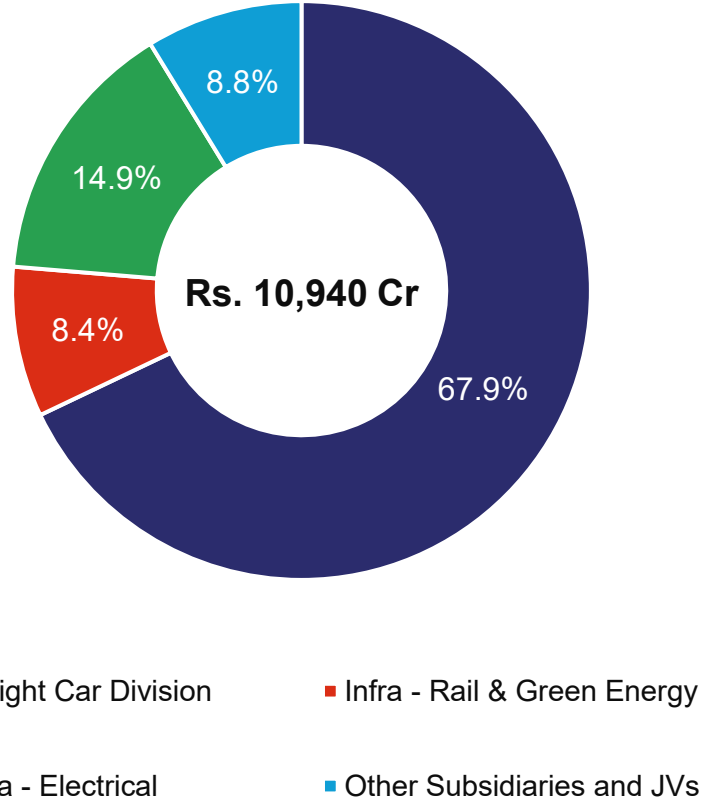

New order added from 01.10.2026 to till 05.11.2026 Rs 349 Crs. with 1020 Wagons from IR, Rs. 337 Crs ACT I & III from APL Logistics & Jujhar Logistics and Rs. 25 Crs from Ultratech

Key Recent Order Wins

Freight Car Division — South Africa

Customer: Tsiko Africa Logistics and Barberry Holdings

Rs. 4,045 Cr

Freight Wagons, Locomotives and Components

Freight Car Division — South Africa

Customer: Tsiko Africa Logistics and Barberry Holdings

Rs. 1,282 Cr

Wabtec ES43ACi Diesel Electric Locomotives (4,500 HP)

Freight Car Division — India

Customer: JSW (South) Rail Logistics

Rs. 253 Cr

BFNSM1 Rakes and BVCM Wagons

Infra Electrical — India

Customer: South Central Railway

Rs. 192 Cr

Signalling and Telecommunication Works

Infra Rail and Green Energy — India

Customer: Southern Railway

Rs. 187 Cr

Interlocking of 183 Gates

Freight Car Division — India

Customer: Transport Corporation of India

Rs. 131 Cr

4 BFNS22.9 Wagon Rakes and 4 BVCM Wagons

Infra Rail and Green Energy — India

Customer: Kochi Metro Rail

Rs. 130 Cr

Standard Gauge Ballastless Track and Connections

Freight Car Division — India

Customer: Ministry of Railways

Rs. 412 Cr

1,020 BOXNS Wagons (Additional Order in Oct 26)

Freight Car Division — India

Customer: Jujhar Logistics & Travels Limited

Rs. 330 Cr

Manufacture and Supply of 15 rakes with 15 BVCM wagons (Nov 26)

* Only includes Orders worth over Rs. 100 Cr

Order Book Resilience Without Indian Railways

Order Book Excluding Indian Railways (Rs. Cr)

~3.3x FY23 → Sep 26

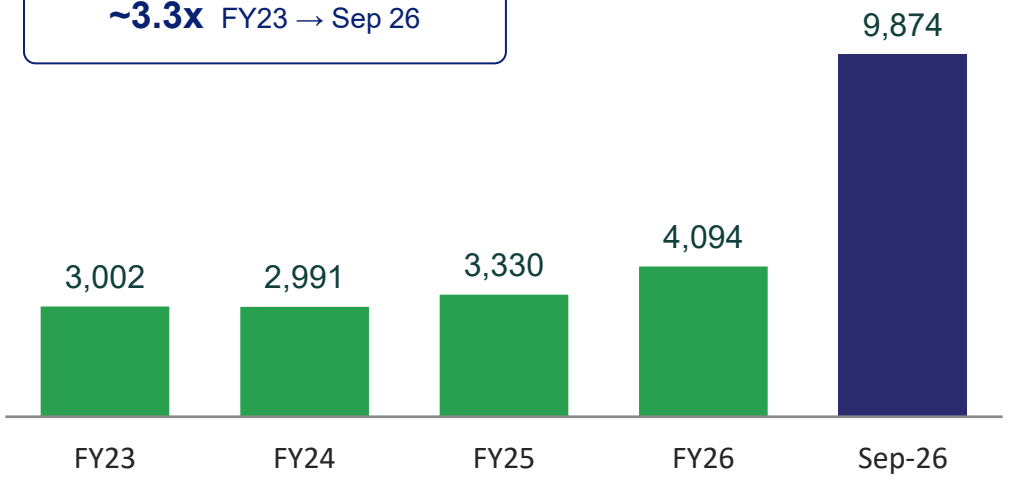

Indian Railways Share of Total Order Book

FY23	FY24	FY25	FY26	Sep 26
65%	**59%**	**43%**	**9%**	**1%**
Rs.5,618 Cr	Rs.4,376 Cr	Rs.2,463 Cr	Rs.397 Cr	Rs.109 Cr

1 99% of the order book is already non Indian Railways

Rs.9,874 Cr at Sep 26 vs Rs.9,983 Cr total order book at Sep 26

Indian Railways is only Rs.109 Cr (1%)

2 Non Indian Railways order book exceeds FY23 total order book

Rs. 9,874 Cr at Sep 26 vs Rs. 8,620 Cr total order book in FY23

FY23 Total order book was higher than FY24, FY25 and FY26

3 Three independent growth engines order book of Rs. 9,679 Cr

Export Wagons Rs.5,883 Cr, Private wagons Rs.1,207 Cr

Rail Infra & Electrification Rs.2,589 Cr

Excludes FCD Rs.195 Cr

4 Indian Railways near term decline already absorbed

Indian Railways orders declined by Rs.5,509 Cr since FY23

Total order book increased by Rs.1,363 Cr (+16%)

- With ~99% of the order book from Private, Export, Rail Infra / Electrification and FCD, Texmaco's near-term execution visibility has limited dependency on Indian Railways orders
- Wagon order book has transitioned from Indian Railways to Private & Export (~98% of value), while Rail Infra & Electrification order value has grown in parallel. This broadens the Texmaco's order book beyond any single customer or segment.

Note: Order book excludes Subsidiary / Joint Venture orders.

Standalone Q2 FY27 Division Performance

Rs. Cr

Freight Car Division

Revenue

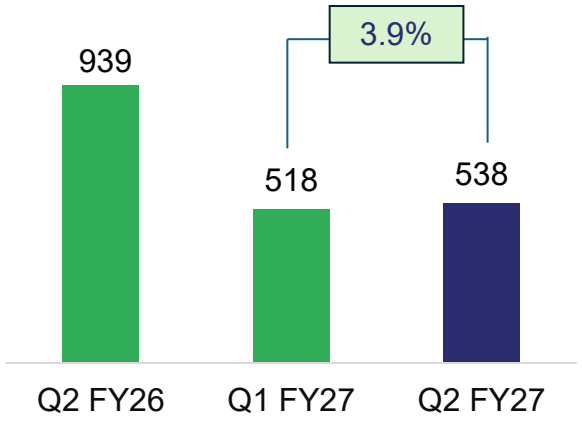

PBIT and Margins

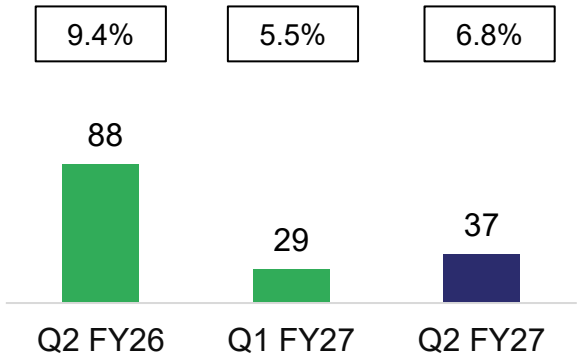

Infra - Rail & Green Energy

Revenue

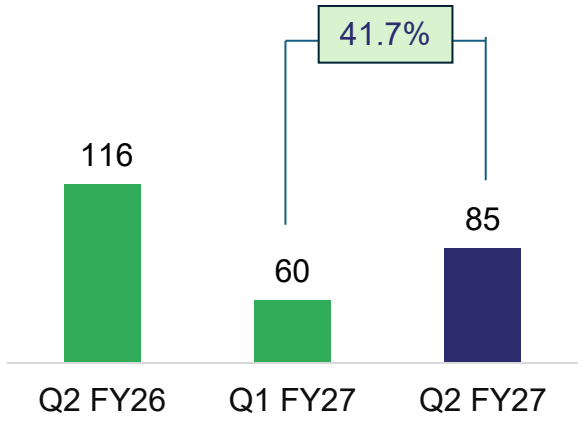

PBIT and Margins

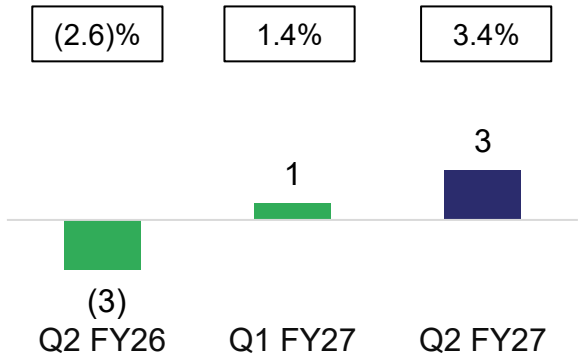

Infra - Electrical

Revenue

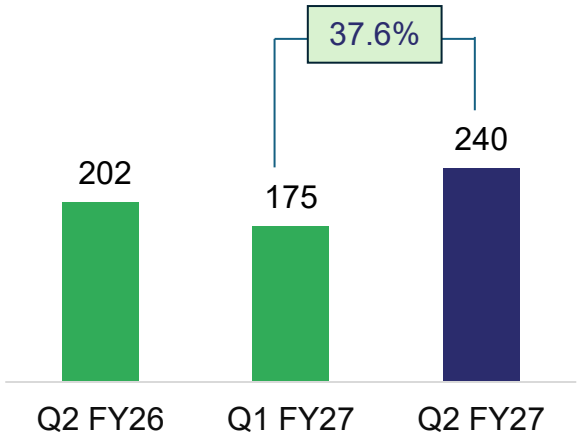

PBIT and Margins

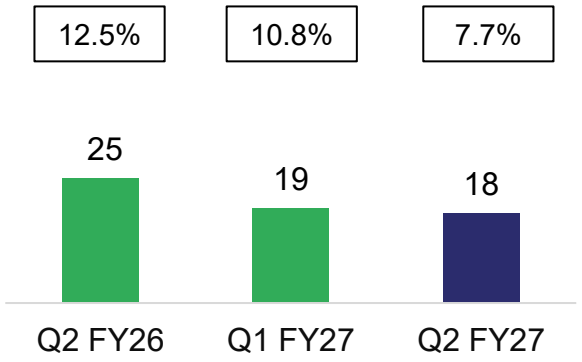

Standalone Capital Structure

(Rs Cr)	Mar 25	Mar 26	Sep 26
LT Debt	329	185	185
ST Debt	535	549	559
Total Debt	**864**	**734**	**744**
Cash & Cash Equivalents	270	392	196
Net Debt / (Net Cash)	**594**	**342**	**548**
Equity	2,672	2,330	2,389

Rating	CARE Ratings		
	Jan-25	June-25	July-26
Long Term Rating	A (RWD)	A (Stable)	A (Stable)
Short Term Rating	A1 (RWD)	A1	A1

Crisil Ratings (Oct 2026)

Long Term Bank Facilities: Crisil A+/Stable

Net Debt / Equity (x)

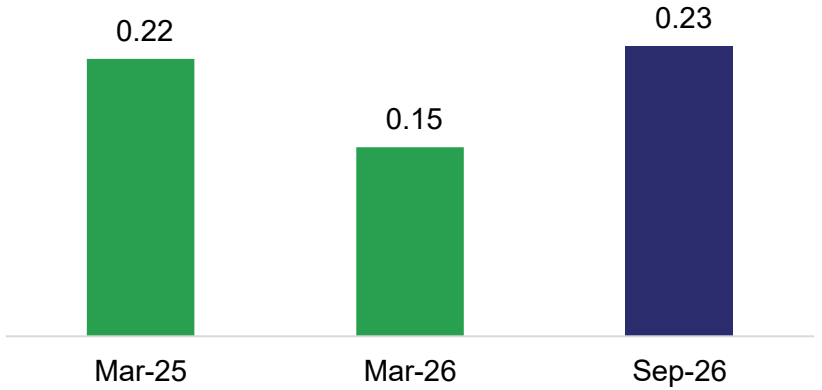

Net Debt / EBITDA (x)

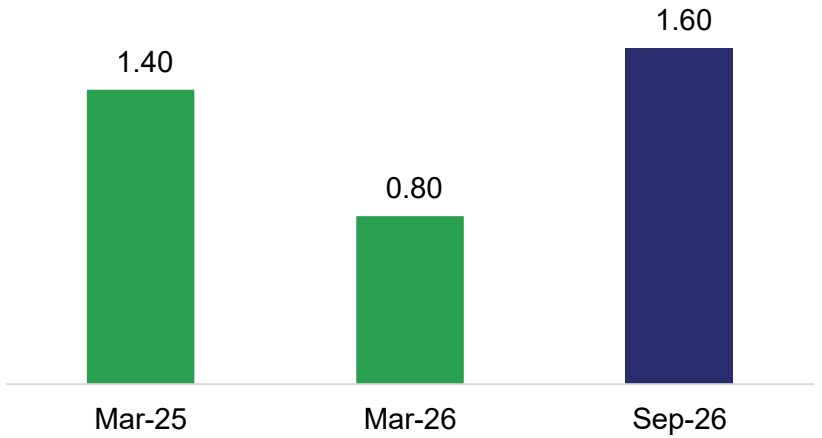

Sep 26 Ratios are Annualized

Texmaco 2.0: Sustainable and Scalable Value Creation

Strengthening the Core

- **Expand Market Reach:** Grow Freight Cars and Steel Foundry businesses by penetrating new regions and markets and gaining new customers for existing products
- **Strengthen Integration & Lifecycle Control:** Drive backward integration in Component Systems enabling import substitution, while expanding O&M services across the product lifecycle to improve margins
- **Drive Efficiency & Scale:** Leverage AI, automation, and digital marketing to improve operational efficiency and expand Rail and Infrastructure execution capabilities

Synergistic Diversification

- **Passenger Mobility Segment & Key Components:** Expanding into integrated mobility platforms and key rail subsystems, while strengthening value chain participation to enhance share of customer wallet in a market driven by urbanisation and government infrastructure spending
- **Kavach Signalling & Safety Systems and Solutions:** Building capabilities in advanced rail signalling, train protection, and safety technologies to strengthen presence in the policy-driven, non-cyclical next generation rail infrastructure
- **Wheels:** MoU with Bochumer Verein Verkehrstechnik (Germany) on 27-Aug-26 to explore an India JV for wheels, wheelsets and axles; 12-month exclusivity

Further Strategic Diversification

- **Renewable Energy:** Entry into the Renewable Energy sector as part of the Company's breakout diversification strategy, leveraging its engineering capabilities to build future-ready growth engines
- **Defence:** Entry into Defence manufacturing and engineering value chain in collaboration with global technology providers to capitalize on long-term strategic demand and expand the Company's presence in high-value engineering segments

A strategy to deliver structurally higher and a stable EBITDA margin profile

Texmaco Approach to Sustainability

ESG Rating Upgraded

51 → 59

+8 points
Progress across environmental, social and governance initiatives

Water Management

- Rainwater harvesting system to enhance water conservation and address waterlogging
- CGWB-compliant pre-filtration tank ensures only filtered water enters the borewell
- Three additional charge wells initiated after zone identification by civil departments

Energy Efficiency

- Leakage control, layout optimisation and old motor repairs to reduce electricity consumption
- LED lighting across all company premises
- 10 MW solar plant commissioned at Raipur under group captive scheme, reducing reliance on conventional energy
- Belgharia foundry furnace converted from LDO to LPG

Sustainable Infrastructure

- Green Rated JV facility at Nymwag, designed to minimise environmental impact
- Green Foundry at Paradeep using advanced eco-friendly processes and technologies

Waste Management

- Collaboration with Hulladek Waste Management for proper disposal of e-waste and hazardous waste
- Systems for reusing foundry sand, an essential foundry material
- System for reusing foundry-generated scrap

Employee Well Being

- Comprehensive health and accident insurance and wellness programmes
- Workplace safety protocols and equipment investments for a safe working environment
- Yoga centres, sports wellness facilities and physiotherapy services

Social Responsibility & Inclusivity

- Equitable opportunities in communities where Texmaco plants operate
- Workforce inclusion through diversity and fair employment practices
- School maintenance, free cancer treatment for children, and community health & sanitation support

ISO Certified	7 of 12	100%	Rs 44 Lakhs	0	254	744
9001:2015 Quality, 14001:2015 Environmental, 45001:2018 OH&S	board members are independent, ensuring balanced governance	employees given safety and skill upgradation training	spent on CSR activities	fatalities or major accidents	individuals in health initiatives; 55% from vulnerable groups	individuals in education support; 75% from marginalised communities

Prior ESG score of 51 per CRISIL ESG Ratings (Oct-2025).

Texmaco: Brief Note (1/2)

1. Sustained Leadership in Freight Cars

- One of the largest suppliers of Freight Cars in India, manufacturing one out of every four Wagons on the IR network
- Manufacturing record of 50,000+ Freight Cars supplied over the last 20 years, including 7,000+ Freight Cars supplied to private customers over the last 10 years
- Portfolio of 20+ Freight Car variants catering to diverse end-industry applications, supported by manufacturing capacity of 2,500–3,000 wagons per quarter

2. Leading Exporter of Railway Castings from India

- Leading position in the export of Freight Cars and railway components for 50 years
- Export track record of 550+ Freight Cars to international markets over 3 years
- One of the leading exporter of railway castings from India, supplying to global markets and benefiting from geopolitical shifts in supply chains

3. Cost Optimised Manufacturing Platform

- Freight Car and components: 4 sites at Agarpara, Belgharia, Panihati and Sodepur in West Bengal and 1 in Vadodara, Gujarat
- 2 Foundry facilities: 33,000 MTPA Belgharia, West Bengal and 15,000 MTPA Raipur, Chhattisgarh
- One of the largest foundry to be accredited by the Association of American Railroad (AAR)
- A leading company working with mild-steel, stainless steel and composite materials for manufacturing of rolling stock solutions

4. Strategic and Technology Based Partnerships

- Touax Texmaco (34%): leases Freight Cars on long term basis to private sector logistics and industrial transportation companies in India
- Nymwag Texmaco (51%): to manufacture Freight Wagons and railway components for IR, the private sector and export markets
- Wabtec Texmaco (40%): manufactures world class braking systems and components for the Indian and US markets
- Saira Asia (51%): manufactures passenger coach railway interiors in Vadodara

Texmaco: Brief Note (2/2)

5. Core Business Focus and Core Business Expectation

- Optimise new designs and introduce them in India
- Increase focus on Systems & Solutions, Signalling and Safety Solutions within the Infra – Rail & Green Energy business
- Building new growth platforms through Renewable Energy and Defence businesses
- Embedding technology across operations through AI, Digital Engineering, Automation and Predictive O&M

6. Attractive Railway Industry Dynamics

- 8 new railway reforms announced by the Government
- Indian Railways plan for Rs. 13 Lakhs crore Freight Led-Expansion
- Initiatives such as Vande Bharat, Kavach, Dedicated Freight Corridors and Station Redevelopment continue to expand opportunities across the rail value chain
- Make in India, localisation initiatives and global supply chain diversification continue to support manufacturing, components and export opportunities
- India's first Vande Bharat Freight EMU successfully achieved 145 kmph during trials, supporting the development of high-speed freight logistics for time-sensitive cargo, e-commerce, parcels and cold-chain transportation

Standalone Income Statement

(Rs. Cr)	Q2		Y-o-Y Growth(%)	Q1 FY27	Q-o-Q Growth(%)	H1 FY27	H1 FY26	Y-o-Y Growth(%)
	FY27	FY26						
Revenue from Operations	863	1,257	*(31.3)%*	753	*14.6%*	1,616	2,167	*(25.4)%*
Other Income	15	12	*20.2%*	25	*(41.1)%*	40	24	*63.0%*
Total Income	**878**	**1,269**	***(30.8)%***	**778**	***12.9%***	**1,656**	**2,191**	***(24.4)%***
Cost of Material Consumed	732	1,050	*(30.3)%*	553	*32.2%*	1,285	1,810	*(29.0)%*
Changes in Inventories of Finished Goods, Stock In Trade and Work In Progress	(69)	(30)	*128.6%*	13	*(630.5)%*	(56)	(49)	*14.4%*
Power and Fuel	28	26	*7.3%*	28	*(0.2)%*	55	48	*14.0%*
Employee Benefits Expense	52	50	*5.5%*	44	*18.1%*	97	94	*3.3%*
Other Expenses	47	37	*26.1%*	58	*(19.0)%*	106	68	*54.9%*
EBITDA	**88**	**137**	***(35.7)%***	**81**	***8.7%***	**169**	**220**	***(23.2)%***
Margin (%)	***10.2%***	***10.9%***	***(69)bps***	***10.8%***	***(56)bps***	***10.5%***	***10.2%***	***30 bps***
Depreciation and Amortization Expense	13	11	*15.7%*	12	*5.2%*	25	22	*13.9%*
EBIT	**75**	**126**	***(40.2)%***	**69**	***9.3%***	**145**	**199**	***(27.3)%***
Margin (%)	***8.7%***	***10.0%***	***(129)bps***	***9.2%***	***(43)bps***	***8.9%***	***9.2%***	***(23)bps***
Finance Costs	24	30	*(19.2)%*	25	*(2.4)%*	49	61	*(18.7)%*
Profit After Tax	**36**	**62**	***(41.6)%***	**52**	***(30.1)%***	**88**	**90**	***(2.0)%***
Margin (%)	***4.2%***	***4.9%***	***(73)bps***	***6.9%***	***(268)bps***	***5.4%***	***4.1%***	***130bps***
Basic EPS (Rs.)	0.89	1.55	*(42.6)%*	1.27	*(29.9)%*	2.16	2.24	*(3.6)%*
Diluted EPS (Rs.)	0.89	1.53	*(41.8)%*	1.27	*(29.9)%*	2.16	2.21	*(2.3)%*

Note:
1. EBITDA includes Other Income and excludes exceptional expenses
2. All Margins are calculated on Revenue from Operations

Standalone Balance Sheet

Equity and Liabilities (Rs. Cr)	FY2026	H1 FY2027
Equity Share Capital	41	41
Other Equity	2,289	2,349
Equity attributable to equity holders of the Group	**2,330**	**2,389**
Non-Controlling Interests	0	0
Total Equity	**2,330**	**2,389**
Financial Liabilities		
Lease Liabilities	7	7
Provisions	14	15
Borrowings	185	185
Deferred Tax Liabilities	47	27
Other Non-Current Liabilities	7	7
Total Non-Current Liabilities	**260**	**241**
Financial Liabilities		
(i) Borrowings	549	559
(ii) Trade Payables	597	505
(iii) Other Financial Liabilities	25	40
(iv) Lease Liabilities	1	3
Provisions	739	744
Other Current Liabilities	295	354
Total Current Liabilities	**2,206**	**2,204**
Total Equity and Liabilities	**4,796**	**4,835**

Assets (Rs. Cr)	FY2026	H1 FY2027
Property, Plant and Equipment	843	843
Intangible Assets	3	3
Capital Work-in-Progress	30	38
Investment Property	25	25
Right of Use Assets	12	11
Other Intangible Assets Under Development	0	0
Goodwill	56	56
Financial Assets		
(i) Bank Balance	8	10
(ii) Investments	171	179
(iii) Other Financial Assets	7	6
Deferred Tax Assets (Net)	0	0
Other Non-Current Assets	9	12
Total Non-Current Assets	**1,163**	**1,182**
Inventory	866	888
Financial Assets		
(i) Investments	197	14
(ii) Trade Receivable	1,244	1,247
(iii) Cash and Cash Equivalents	55	56
(iv) Other Bank Balances	139	126
(v) Loans	17	81
559	24	19
Other Current Assets	1,072	1,222
Current Tax Assets (Net)	18	0
Total Current Assets	**3,633**	**3,652**
Total Assets	**4,796**	**4,835**

Disclaimer

This investor presentation has been prepared by Texmaco Rail & Engineering Limited and does not constitute a prospectus or placement memorandum or an offer to acquire any securities. This presentation or any other documentation or information (or any part thereof), delivered or supplied, should not be deemed to constitute an offer. No representation or warranty, express or implied, is made as to, and no reliance should be placed on, the fairness, accuracy, completeness, or correctness of such information or opinions contained herein. The information contained in this presentation is only current as of its date. Certain statements made in this presentation may not be based on historical information or facts and may be 'forward-looking statements', including those relating to the general business plans and strategy of Texmaco Rail & Engineering Limited, its future financial condition and growth prospects, future developments in its industry, and its competitive and regulatory environment, and statements which contain words or phrases such as 'will', 'expected to', 'horizons of growth', 'strong growth prospects', among many others, or similar expressions or variations of such expressions. These forward-looking statements involve a number of risks, uncertainties, and other factors that could cause actual results, opportunities, and growth potential to differ materially from those suggested by the 'forward-looking statements'. Texmaco Rail & Engineering Limited may alter, modify, or otherwise change, in any manner, the content of this presentation without obligation to notify any person of such revision or changes. This presentation cannot be copied and disseminated in any manner.

For further information please contact :

Sandeep Banka

Deputy Chief Financial Officer

sandeep.banka@texmaco.in

Neha Dingria / Kapil Juneja

Contact: +91 73032 11037

texmaco@churchgatepartners.com