



**Texmaco Rail & Engineering Ltd.**

**Agarpara Works**

**CIN L29261WB1998PLC087404**

Date: 17<sup>th</sup> October, 2016

*The Listing Department  
National Stock Exchange of India Limited  
5th Floor, Exchange Plaza,  
Bandra -Kurla Complex,  
Bandra (E),  
Mumbai – 400 051*

*The Corporate Relation Department  
BSE Limited,  
25<sup>th</sup> Floor, P.J.Towers,  
Dalal Street, Fort,  
Mumbai – 400 001*

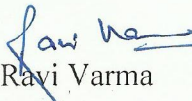
*The Secretary  
The Calcutta Stock Exchange Limited  
7, Lyons Range,  
Kolkata – 700 001*


Dear Sir(s),

We are enclosing herewith Shareholding Pattern for the Quarter ended 30<sup>th</sup> September, 2016 as required under Regulation 31(1)(b) of the SEBI (Listing Obligations and Disclosure Requirements) Regulations, 2015.

Thanking you,

Yours faithfully  
For Texmaco Rail & Engineering Limited


  
Ravi Varma  
Company Secretary



Encl:a/a

	<b>Name of Listed Entity:TEXMACO RAIL &amp; ENGINEERING LIMITED</b>	
	<b>Scrip Code/Name of Scrip/Class of Security: BSE - 533326, NSE - TEXRAIL, CSE - 30285</b>	
	<b>Share Holding Pattern Filed under: Reg.31(1)(b)</b>	
	<b>Type of Report : Quarterly (Quarter ended September 2016)</b>	
	Declaration : The Listed entity is required to submit the following declaration to the extent of submission of information:	
	Particulars	YES / NO
a	Whether the Listed Entity has issued any partly paid up shares	NO
b	Whether the Listed Entity has issued any Convertible Securities or Warrants?	NO
c	Whether the Listed Entity has any shares against which depository receipts are issued?	NO
d	Whether the Listed Entity has any shares in locked-in?	NO
e	Whether any shares held by promoters are pledge or otherwise encumbered?	YES

For Texmaco Rail & Engineering Limited



*Ravi Varma*  
Ravi Varma  
Company Secretary

Table I - Summary Statement holding of specified securities

Category	Category of Shareholder	No of Shareholders	No of fully paid up equity shares held	No of Partly paid-up equity shares held	No of Shares Underlying Depository Receipts	Total No of Shares Held (VII) = (IV)+(V)+(VI)	Shareholding as a % of total no of shares (As a % of (A+B+C2))	Number of Voting Rights held in each class of securities			No of Shares Underlying Outstanding convertible securities (Including Warrants)	Shareholding as a % assuming full conversion of convertible Securities (as a percentage of diluted share capital)	Number of Locked in Shares		Number of Shares pledged or otherwise encumbered		Number of equity shares held in dematerialized form	
								No of Voting Rights		Total as a % of (A+B+C)			No.	As a % of total Shares held	No.	As a % of total Shares held		
								Class X	Class Y									Total (IX)
(i)	(ii)	(iii)	(iv)	(v)	(vi)	(vii)	(viii)											
(A)	Promoter & Promoter Group	25	115127010	0	0	115127010	54.74	115127010	0	115127010	54.74	0	54.74	0	0.00	738800	0.64	115127010
(B)	Public	34362	95207088	0	0	95207088	45.26	95207088	0	95207088	45.26	0	45.26	0	0.00	NA	NA	94055387
(C)	Non Promoter-Non Public																	
(C1)	Shares underlying DRs	0	0	0	0	0	NA	0	0	0	0.00	0	NA	0	0.00	NA	NA	0
(C2)	Shares held by Employes Trusts	0	0	0	0	0	0.00	0	0	0	0.00	0	0.00	0	0.00	NA	NA	0
	<b>Total:</b>	<b>34387</b>	<b>210334098</b>	<b>0</b>	<b>0</b>	<b>210334098</b>	<b>100.00</b>	<b>210334098</b>	<b>0</b>	<b>210334098</b>	<b>100.00</b>	<b>0</b>	<b>100.00</b>	<b>0</b>	<b>0.00</b>	<b>738800</b>	<b>0.64</b>	<b>209182397</b>

For Texmaco Rail & Engineering Limited

*Ravi Varma*  
Ravi Varma  
Company Secretary





Table II - Statement showing shareholding pattern of the Promoter and Promoter Group

Category	Category & Name of the Shareholder	PAN	No of Shareholders	No of fully paid up equity shares held	No of Partly paid-up equity shares held	No of Shares Underlying Depository Receipts	Total No of Shares Held ((V+V+VI)	Shareholding as a % of total no of shares (calculated as per SCRR, 1957 (VII) As a % of (A+B+C2	Number of Voting Rights held in each class of securities			No of Shares Underlying Outstanding convertible securities (Including Warrants)	Shareholding as a % assuming full conversion of convertible Securities (as a percentage of diluted share capital) (VII)+(X) As a % of (A+B+C2)	Number of Locked in Shares		Number of Shares pledged or otherwise encumbered		Number of equity shares held in dematerialized form
									No of Voting Rights		Total as a % of (A+B+C)			No.	As a % of total Shares held	No.	As a % of total Shares held	
									Class X	Class Y								
	(I)	(II)	(III)	(IV)	(V)	(VI)	(VII)	(VIII)	Class X	Class Y	(X)	(XI)	(XII)	(XIII)	(XIV)			
(1)	Indian																	
(a)	Individuals/Hindu undivided Family		8	2779510	0	0	2779510	1.32	2779510	0	2779510	1.32	0	0.00	0	0.00	2779510	
	JYOTSNA PODDAR	AAATJ3854D	1	35710	0	0	35710	0.02	35710	0	35710	0.02	0	0.00	0	0.00	35710	
	SAROJ KUMAR PODDAR	AADTS5814R	1	89280	0	0	89280	0.04	89280	0	89280	0.04	0	0.00	0	0.00	89280	
	SAROJ KUMAR PODDAR	AAGHS1464L	1	10710	0	0	10710	0.01	10710	0	10710	0.01	0	0.00	0	0.00	10710	
	SHRADHA AGARWALA	ACTPA806F	1	14280	0	0	14280	0.01	14280	0	14280	0.01	0	0.00	0	0.00	14280	
	JYOTSNA PODDAR	AFGPP2539E	1	186080	0	0	186080	0.09	186080	0	186080	0.09	0	0.00	0	0.00	186080	
	SAROJ KUMAR PODDAR	AFTPP2386N	1	2397030	0	0	2397030	1.14	2397030	0	2397030	1.14	0	0.00	0	0.00	2397030	
	KUMARI ANISHA AGARWALA	AMHPA8862B	1	32140	0	0	32140	0.02	32140	0	32140	0.02	0	0.00	0	0.00	32140	
	KUMARI AASHI AGARWALA	AMHPA8940L	1	14280	0	0	14280	0.01	14280	0	14280	0.01	0	0.00	0	0.00	14280	
(b)	Central Government/State Government(s)		0	0	0	0	0	0.00	0	0	0	0.00	0	0.00	0	0.00	0	
(c)	Financial Institutions/Banks		0	0	0	0	0	0.00	0	0	0	0.00	0	0.00	0	0.00	0	
(d)	Any Other		15	111504110	0	0	111504110	53.01	111504110	0	111504110	53.01	0	0.00	0	0.00	111504110	
	EUREKA TRADERS PRIVATE LIMITED	AAACE6303R	1	530	0	0	530	0.00	530	0	530	0.00	0	0.00	0	0.00	530	
	INDRAKSHI TRADING COMPANY PRIVATE LIMITED	AAACI5318Q	1	30000	0	0	30000	0.01	30000	0	30000	0.01	0	0.00	0	0.00	30000	
	MASTER EXCHANGE & FINANCE LIMITED	AAACM3388C	1	15760	0	0	15760	0.01	15760	0	15760	0.01	0	0.00	0	0.00	15760	
	PREMIUM EXCHANGE AND FINANCE LIMITED	AAACP2581J	1	188090	0	0	188090	0.09	188090	0	188090	0.09	0	0.00	0	0.00	188090	
	ZUARI INVESTMENTS LTD	AAACZ0196F	1	28963900	0	0	28963900	13.77	28963900	0	28963900	13.77	0	0.00	0	0.00	28963900	
	ZUARI GLOBAL LIMITED	AAACZ0306P	1	4035000	0	0	4035000	1.92	4035000	0	4035000	1.92	0	0.00	0	0.00	4035000	
	JEEWAN JYOTI MEDICAL SOCIETY	AAATJ1956E	1	160500	0	0	160500	0.08	160500	0	160500	0.08	0	0.00	0	0.00	160500	
	ADVNTZ FINANCE PRIVATE LIMITED	AABCB3016H	1	8377400	0	0	8377400	3.98	8377400	0	8377400	3.98	0	0.00	0	0.00	8377400	
	DUKE COMMERCE LIMITED	AABCD0343F	1	7514000	0	0	7514000	3.57	7514000	0	7514000	3.57	0	0.00	0	0.00	7514000	
	GREENLAND TRADING PRIVATE LIMITED	AABCG9846J	1	35000	0	0	35000	0.02	35000	0	35000	0.02	0	0.00	0	0.00	35000	
	TEXMACO INFRASTRUCTURE & HOLDINGS LIMITED	AABCT0814B	1	54600000	0	0	54600000	25.96	54600000	0	54600000	25.96	0	0.00	0	0.00	54600000	
	ABHISHEK HOLDINGS PRIVATE LIMITED	AACCA1033C	1	280	0	0	280	0.00	280	0	280	0.00	0	0.00	0	0.00	280	
	ADVNTZ INVESTMENT COMPANY PRIVATE LIMITED	AACCA1707B	1	3035710	0	0	3035710	1.44	3035710	0	3035710	1.44	0	0.00	0	0.00	3035710	
	ADVNTZ SECURITIES ENTERPRISES LIMITED	AACCP4398M	1	3809140	0	0	3809140	1.81	3809140	0	3809140	1.81	0	0.00	0	0.00	3809140	
	NEW EROS TRADECOM LIMITED	AADCN1278M	1	738800	0	0	738800	0.35	738800	0	738800	0.35	0	0.00	738800	100.00	738800	
	Sub-Total (A)(1)		23	114283620	0	0	114283620	54.33	114283620	0	114283620	54.33	0	0.00	738800	0.65	114283620	
(2)	Foreign																	
(a)	Individuals (Non-Resident Individuals/Foreign Individuals)		2	843390	0	0	843390	0.40	843390	0	843390	0.40	0	0.00	0	0.00	843390	
	AKSHAY PODDAR	AFUPP0096C	1	14820	0	0	14820	0.01	14820	0	14820	0.01	0	0.00	0	0.00	14820	
	PUJA PODDAR	ALRPP0822B	1	828570	0	0	828570	0.39	828570	0	828570	0.39	0	0.00	0	0.00	828570	
(b)	Government		0	0	0	0	0	0.00	0	0	0	0.00	0	0.00	0	0.00	0	
(c)	Institutions		0	0	0	0	0	0.00	0	0	0	0.00	0	0.00	0	0.00	0	
(d)	Foreign Portfolio Investor		0	0	0	0	0	0.00	0	0	0	0.00	0	0.00	0	0.00	0	
(e)	Any Other		0	0	0	0	0	0.00	0	0	0	0.00	0	0.00	0	0.00	0	
	Sub-Total (A)(2)		2	843390	0	0	843390	0.40	843390	0	843390	0.40	0	0.00	0	0.00	843390	
	Total Shareholding of Promoter and Promoter Group (A)=(A)(1)+(A)(2)		25	115127010	0	0	115127010	54.74	115127010	0	115127010	54.74	0	0.00	738800	0.64	115127010	

For Texmaco Rail & Engineering Limited



Ravi Varma  
Company Secretary

Table III - Statement showing shareholding pattern of the Public shareholder

Category	Category & Name of the Shareholder	PAN	No of Shareholders	No of fully paid up equity shares held	No of Partly paid-up equity shares held	No of Shares Underlying Depository Receipts	Total No of Shares Held (IV+V+VI)	Shareholding as a % of total no of shares (A+B+C2)	Number of Voting Rights held in each class of securities			No of Shares Underlying Outstanding convertible securities (Including Warrants)	Shareholding as a % assuming full conversion of convertible Securities (as a percentage of diluted share capital)	Number of Locked in Shares		Number of Shares pledged or otherwise encumbered		Number of equity shares held in dematerialized form	
									No of Voting Rights					Total as a % of (A+B+C)	No.	As a % of total Shares held	No.		As a % of total Shares held
									Class X	Class Y	Total								
(I)	(II)	(III)	(IV)	(V)	(VI)	(VII)	(VIII)	(IX)	(X)	(XI)	(XII)	(XIII)	(XIV)						
(1)	Institutions																		
(a)	Mutual Funds		45	39861634	0	0	39861634	18.95	39861634	0	39861634	18.95	0	18.95	0	0.00	NA	NA	39861634
	CANARA ROBECO MUTUAL FUND A/C CANARA ROBECO EMERGING EQUITIES	AAATC3901G	10	4028311	0	0	4028311	1.92	4028311	0	4028311	1.92	0	1.92	0	0.00	NA	NA	4028311
	LAND T MUTUAL FUND TRUSTEE LTD-L AND T EQUITY FUND	AAATC4460E	2	2858492	0	0	2858492	1.36	2858492	0	2858492	1.36	0	1.36	0	0.00	NA	NA	2858492
	HDFC TRUSTEE COMPANY LIMITED - HDFC PRUDENCE FUND	AAATH1809A	3	10261983	0	0	10261983	4.88	10261983	0	10261983	4.88	0	4.88	0	0.00	NA	NA	10261983
	RELIANCE CAPITAL TRUSTEE COMPANY LIMITED A/C RELIANCE GROWTH FUND	AAATR0090B	11	17495332	0	0	17495332	8.32	17495332	0	17495332	8.32	0	8.32	0	0.00	NA	NA	17495332
	UTI - LONG TERM EQUITY FUND (TAX SAVING)	AAATU108BL	5	2212509	0	0	2212509	1.05	2212509	0	2212509	1.05	0	1.05	0	0.00	NA	NA	2212509
(b)	Venture Capital Funds		0	0	0	0	0	0.00	0	0	0	0.00	0	0.00	0	0.00	NA	NA	0
(c)	Alternate Investment Funds		0	0	0	0	0	0.00	0	0	0	0.00	0	0.00	0	0.00	NA	NA	0
(d)	Foreign Venture Capital Investors		0	0	0	0	0	0.00	0	0	0	0.00	0	0.00	0	0.00	NA	NA	0
(e)	Foreign Portfolio Investors		39	19211214	0	0	19211214	9.13	19211214	0	19211214	9.13	0	9.13	0	0.00	NA	NA	19211214
	JUPITER SOUTH ASIA INVESTMENT COMPANY LIMITED - SO	AAACB9126B	1	2353301	0	0	2353301	1.12	2353301	0	2353301	1.12	0	1.12	0	0.00	NA	NA	2353301
	NATIONAL WESTMINSTER BANK PLC AS TRUSTEE OF THE JUPITER INDIA FUND	AABTT4862E	1	5149892	0	0	5149892	2.45	5149892	0	5149892	2.45	0	2.45	0	0.00	NA	NA	5149892
	PARVEST EQUITY INDIA	AACAP5172H	1	4000000	0	0	4000000	1.90	4000000	0	4000000	1.90	0	1.90	0	0.00	NA	NA	4000000
	GOLDMAN SACHS INDIA LIMITED	AADCG0260C	1	3355221	0	0	3355221	1.60	3355221	0	3355221	1.60	0	1.60	0	0.00	NA	NA	3355221
(f)	Financial Institutions/Banks		6	3349732	0	0	3349732	1.59	3349732	0	3349732	1.59	0	1.59	0	0.00	NA	NA	3349732
	LIFE INSURANCE CORPORATION OF INDIA	AAACL0582H	1	3029180	0	0	3029180	1.44	3029180	0	3029180	1.44	0	1.44	0	0.00	NA	NA	3029180
(g)	Insurance Companies		2	2472423	0	0	2472423	1.18	2472423	0	2472423	1.18	0	1.18	0	0.00	NA	NA	2472423
	ICICI PRUDENTIAL LIFE INSURANCE COMPANY LTD	AAACI7351P	1	2472413	0	0	2472413	1.18	2472413	0	2472413	1.18	0	1.18	0	0.00	NA	NA	2472413
(h)	Provident Funds/Pension Funds		0	0	0	0	0	0.00	0	0	0	0.00	0	0.00	0	0.00	NA	NA	0
(i)	Any Other																		
	<b>Sub Total (B)(1)</b>		<b>92</b>	<b>64895003</b>	<b>0</b>	<b>0</b>	<b>64895003</b>	<b>30.85</b>	<b>64895003</b>	<b>0</b>	<b>64895003</b>	<b>30.85</b>	<b>0</b>	<b>30.85</b>	<b>0</b>	<b>0.00</b>	<b>NA</b>	<b>NA</b>	<b>64894993</b>
(2)	Central Government/State Government(s)/President of India		0	0	0	0	0	0.00	0	0	0	0.00	0	0.00	0	0.00	NA	NA	0
	<b>Sub Total (B)(2)</b>		<b>0</b>	<b>0</b>	<b>0</b>	<b>0</b>	<b>0</b>	<b>0.00</b>	<b>0</b>	<b>0</b>	<b>0</b>	<b>0.00</b>	<b>0</b>	<b>0.00</b>	<b>0</b>	<b>0.00</b>	<b>NA</b>	<b>NA</b>	<b>0</b>
(3)	Non-Institutions																		
(a)	i. Individual shareholders holding nominal share capital up to Rs.2 lakhs		31815	16224086	0	0	16224086	7.71	16224086	0	16224086	7.71	0	7.71	0	0.00	NA	NA	15470925
	ii. Individual shareholders holding nominal share capital in excess of Rs. 2 Lakhs		4	2324986	0	0	2324986	1.11	2324986	0	2324986	1.11	0	1.11	0	0.00	NA	NA	2324986
(b)	NBFCs Registered with RBI		2	7710	0	0	7710	0.00	7710	0	7710	0.00	0	0.00	0	0.00	NA	NA	7710
(c)	Employee Trusts		0	0	0	0	0	0.00	0	0	0	0.00	0	0.00	0	0.00	NA	NA	0
(d)	Overseas Depositories (Holding DRs)(Balancing figure)		0	0	0	0	0	0.00	0	0	0	0.00	0	0.00	0	0.00	NA	NA	0
(e)	Any Other																		
	TRUSTS		2	7500	0	0	7500	0.00	7500	0	7500	0.00	0	0.00	0	0.00	NA	NA	7500
	NON RESIDENT INDIANS		627	1226571	0	0	1226571	0.58	1226571	0	1226571	0.58	0	0.58	0	0.00	NA	NA	1211731
	CLEARING MEMBERS		135	435487	0	0	435487	0.21	435487	0	435487	0.21	0	0.21	0	0.00	NA	NA	435487
	ENEMY INDIVIDUALS		8	4550	0	0	4550	0.00	4550	0	4550	0.00	0	0.00	0	0.00	NA	NA	0
	EMPLOYEES		65	216515	0	0	216515	0.10	216515	0	216515	0.10	0	0.10	0	0.00	NA	NA	159265
	HUF		714	938201	0	0	938201	0.45	938201	0	938201	0.45	0	0.45	0	0.00	NA	NA	938201
	NON RESIDENT INDIAN NON REPATRIABLE		186	628461	0	0	628461	0.30	628461	0	628461	0.30	0	0.30	0	0.00	NA	NA	628461
	BODIES CORPORATES		712	8298018	0	0	8298018	3.95	8298018	0	8298018	3.95	0	3.95	0	0.00	NA	NA	7976128
	<b>Sub Total (B)(3)</b>		<b>34270</b>	<b>30312085</b>	<b>0</b>	<b>0</b>	<b>30312085</b>	<b>14.41</b>	<b>30312085</b>	<b>0</b>	<b>30312085</b>	<b>14.41</b>	<b>0</b>	<b>14.41</b>	<b>0</b>	<b>0.00</b>	<b>NA</b>	<b>NA</b>	<b>29160394</b>
	<b>Total Public Shareholding (B) = (B)(1)+(B)(2)+(B)(3)</b>		<b>34362</b>	<b>95207088</b>	<b>0</b>	<b>0</b>	<b>95207088</b>	<b>45.26</b>	<b>95207088</b>	<b>0</b>	<b>95207088</b>	<b>45.26</b>	<b>0</b>	<b>45.26</b>	<b>0</b>	<b>0.00</b>	<b>NA</b>	<b>NA</b>	<b>94055387</b>

For Texmaco Rail &amp; Engineering Limited




*Ravi Varma*  
Ravi Varma  
Company Secretary

Table IV - Statement showing shareholding pattern of the Non Promoter - Non Public Shareholder

Category	Category & Name of the Shareholder	PAN	No of Shareholders	No of fully paid up equity shares held		No of Shares Underlying Depository Receipts	Total No of Shares Held (IV+V+VI)	Shareholding as a % of total no of shares (A+B+C2)	Number of Voting Rights held in each class of securities			No of Shares Underlying Outstanding convertible securities (including Warrants)	Shareholding as a % assuming full conversion of convertible Securities (as a percentage of diluted share capital)	Number of Locked in Shares		Number of Shares pledged or otherwise encumbered		Number of equity shares held in dematerialized form	
				No of fully paid up equity shares held	No of Partly paid-up equity shares held				No of Voting Rights					Total as a % of (A+B+C)	No.	As a % of total Shares held	No.		As a % of total Shares held
									Class X	Class Y	Total								
	(I)	(II)	(III)	(IV)	(V)	(VI)	(VII)	(VIII)	(IX)	(X)	(XI)	(XII)	(XIII)	(XIV)					
(1)	Custodian/DR Holder		0	0	0	0	0	0.00	0	0	0	0	0.00	0	0.00	NA	NA	0	
(2)	Employee Benefit Trust (under SEBI(Share based Employee Benefit) Regula		0	0	0	0	0	0.00	0	0	0	0	0.00	0	0.00	NA	NA	0	
	<b>Total Non-Promoter-Non Public Shareholding (C) = (C)(1)+(C)(2)</b>		<b>0</b>	<b>0</b>	<b>0</b>	<b>0</b>	<b>0</b>	<b>0.00</b>	<b>0</b>	<b>0</b>	<b>0</b>	<b>0</b>	<b>0.00</b>	<b>0</b>	<b>0.00</b>			<b>0</b>	


For Texmaco Rail & Engineering Limited



*Ravi Varma*  
Ravi Varma  
Company Secretary

Details of the shareholders acting as persons in Concert including their Shareholding:			
Name of Shareholder	Name of PAC	No of shares	Holding%
<b>Total:</b>		<b>0</b>	<b>0</b>

For Texmaco Rail & Engineering Limited



*Ravi Varma*  
Ravi Varma  
Company Secretary