



(Rs in Lakhs)

Sr. No.	Particulars	STANDALONE				CONSOLIDATED			
		Quarter ended		Year ended		Quarter ended		Year ended	
		30-Jun-2021 (Unaudited)	31-Mar-2021 (Audited)	30-Jun-2020 (Unaudited)	31-Mar-2021 (Audited)	30-Jun-2021 (Unaudited)	31-Mar-2021 (Audited)	30-Jun-2020 (Unaudited)	31-Mar-2021 (Audited)
1	Income								
	(a) Revenue from Operations	33,083.66	60,616.25	21,841.71	1,68,873.80	33,083.66	60,563.66	21,841.71	1,68,884.79
	(b) Other Income	575.25	1,336.29	654.82	3,177.53	490.37	1,227.66	500.01	2,503.16
	Total Income	33,658.91	61,952.54	22,496.53	1,72,051.33	33,574.03	61,791.32	22,341.72	1,71,387.95
2	Expenses								
	(a) Cost of Materials Consumed	23,474.35	43,632.76	9,986.17	1,15,822.89	23,474.35	43,632.40	9,986.20	1,15,822.56
	(b) Changes in inventories of Finished Goods, Work-in-Progress and Stock-in-Trade	477.55	3,865.70	9,241.95	16,844.13	477.55	3,864.35	9,241.95	16,844.80
	(c) Power and Fuel	1,342.61	1,815.89	656.88	5,515.00	1,342.66	1,815.92	656.88	5,515.63
	(d) Employee Benefits Expenses	2,805.08	3,423.79	2,228.48	11,613.50	2,805.08	3,494.22	2,228.48	11,688.10
	(e) Finance Costs	2,590.18	2,398.42	2,217.08	10,296.93	2,590.19	2,394.28	2,217.08	10,296.95
	(f) Depreciation and Amortisation Expenses	902.68	989.83	926.38	3,725.67	907.58	994.73	930.94	3,745.35
	(g) Other Expenses	1,403.07	2,614.26	1,226.87	7,073.74	1,321.08	2,924.35	1,145.14	7,140.89
3	Total Expenses	32,995.52	58,740.65	26,483.81	1,70,891.86	32,918.49	59,120.25	26,406.67	1,71,054.28
4	Profit/(Loss) before Exceptional Items & Tax (1-3)	663.39	3,211.89	(3,987.28)	1,159.47	655.54	2,671.07	(4,064.95)	333.67
5	Exceptional item	--	--	--	--	--	--	--	--
6	Profit/(Loss) before Tax (3-4)	663.39	3,211.89	(3,987.28)	1,159.47	655.54	2,671.07	(4,064.95)	333.67
	Tax Expense / benefit								
	(a) Current Tax including Tax related to earlier years	116.00	(21.80)	--	(21.80)	116.00	(34.40)	--	(21.80)
	(b) Deferred Tax charge / (credit)	192.12	1,269.91	(1,305.86)	(5.36)	192.87	1,269.81	(1,305.82)	(5.47)
	(c) MAT Entitlement	(116.00)	--	--	--	(116.00)	--	--	--
7	Net Tax Expense / benefit	192.12	1,248.11	(1,305.86)	(27.16)	192.87	1,235.41	(1,305.82)	(27.27)
8	Net Profit/(Loss) after tax (6-7)	471.27	1,963.78	(2,681.42)	1,186.63	462.67	1,435.66	(2,759.13)	360.94
9	Profit (Loss) for the period from JV/Associates	--	--	--	--	239.49	375.76	115.02	841.32
10	Profit/(loss) for the period Attributable to:					702.16	1,811.42	(2,644.11)	1,202.26
	Owners of the Parent	--	--	--	--	709.27	2,040.47	(2,643.39)	1,415.83
	Non-Controlling Interest	--	--	--	--	(7.11)	(229.05)	(0.72)	(213.57)
11	Other comprehensive income	515.09	592.87	491.36	2,313.55	515.09	595.09	491.36	2,315.77
12	Total Comprehensive Income:	986.36	2,556.65	(2,190.06)	3,500.18	1,217.25	2,406.51	(2,152.75)	3,518.03
	Owners of the Parent	--	--	--	--	1,224.36	2,635.56	(2,152.03)	3,731.60
	Non-Controlling Interest	--	--	--	--	(7.11)	(229.05)	(0.72)	(213.57)
13	Paid up Equity Share Capital (Face Value Rs.1/- Per Share)	2,503.43	2,503.43	2,248.59	2,503.43	2,503.43	2,503.43	2,248.59	2,503.43
14	Other Equity				1,11,462.89				1,11,636.53
15	Earnings per Share (of Re.1/- each) (Not Annualised):								
	(a) Basic	0.19	0.87	(1.19)	0.52	0.28	0.90	(1.18)	0.62
	(b) Diluted	0.19	0.87	(1.19)	0.52	0.28	0.90	(1.18)	0.62



Segment Revenue, Results, Assets and Liabilities

Sr. No.	Particulars	STANDALONE				CONSOLIDATED			
		Quarter ended		Year ended		Quarter ended		Year ended	
		30-Jun-2021	31-Mar-2021	30-Jun-2020	31-Mar-2021	30-Jun-2021	31-Mar-2021	30-Jun-2020	31-Mar-2021
		(Unaudited)	(Audited)	(Unaudited)	(Audited)	(Unaudited)	(Audited)	(Unaudited)	(Audited)
1.	SEGMENT REVENUE (Gross)								
a)	Heavy Engg. Division	16,334.31	24,357.54	10,512.52	73,185.87	16,334.31	24,304.95	10,512.52	73,196.86
b)	Steel Foundry	8,026.43	10,586.90	2,942.28	31,962.80	8,026.43	10,586.90	2,942.28	31,962.80
c)	Rail EPC	13,783.47	30,256.44	9,703.33	77,782.24	13,783.47	30,256.44	9,703.33	77,782.24
	Total	38,144.21	65,200.88	23,158.13	1,82,930.91	38,144.21	65,148.29	23,158.13	1,82,941.90
	Less : Inter Segment Revenue	(5,060.55)	(4,584.63)	(1,316.42)	(14,057.11)	(5,060.55)	(4,584.63)	(1,316.42)	(14,057.11)
	Net Sales/Income from operation	33,083.66	60,616.25	21,841.71	1,68,873.80	33,083.66	60,563.66	21,841.71	1,68,884.79
2.	SEGMENT RESULTS								
	Profit before Interest & Tax	-	-	-	-	-	-	-	-
a)	Heavy Engg. Division	1,117.87	1,099.60	(1,611.77)	1,501.92	1,194.91	741.45	(1,531.57)	1,430.73
b)	Steel Foundry	505.10	941.70	(365.34)	1,426.86	505.10	941.70	(365.34)	1,426.86
c)	Rail EPC	725.57	2,665.86	(516.92)	5,150.06	725.57	2,665.86	(516.92)	5,150.06
d)	Others (Net of Un-allocated expenses)	238.50	316.04	218.13	1,003.53	236.93	314.52	218.13	997.28
	Total	2,587.04	5,023.20	(2,275.90)	9,082.37	2,662.51	4,663.53	(2,195.70)	9,004.93
	Add/ (Less) : Interest (Net)	(1,923.65)	(1,811.31)	(1,711.38)	(7,922.90)	(2,006.97)	(1,992.46)	(1,869.25)	(8,671.26)
	Profit before exceptional items & Tax	663.39	3,211.89	(3,987.28)	1,159.47	655.54	2,671.07	(4,064.95)	333.67
	Exceptional Items	--	--	--	--	--	--	--	--
	Profit before Tax	663.39	3,211.89	(3,987.28)	1,159.47	655.54	2,671.07	(4,064.95)	333.67
3.	SEGMENT ASSETS								
a)	Heavy Engg. Division	93,528.15	88,439.86	97,183.52	88,439.86	93,176.85	88,097.47	97,274.61	88,097.47
b)	Steel Foundry	39,951.20	40,593.12	43,879.70	40,593.12	39,951.20	40,593.12	43,879.70	40,593.12
c)	Rail EPC	1,15,797.92	1,22,364.07	1,26,409.53	1,22,364.07	1,15,797.92	1,22,364.07	1,26,409.53	1,22,364.07
d)	Others (Un-allocated)	10,497.17	12,760.87	10,708.58	12,760.87	11,108.92	13,133.13	10,682.95	13,133.13
	Total	2,59,774.44	2,64,157.92	2,78,181.33	2,64,157.92	2,60,034.89	2,64,187.79	2,78,246.79	2,64,187.79
4.	SEGMENT LIABILITIES								
a)	Heavy Engg. Division	51,628.86	51,346.45	57,912.61	51,346.45	51,477.67	51,202.68	57,997.80	51,202.68
b)	Steel Foundry	9,808.78	9,518.38	19,494.83	9,518.38	9,808.78	9,518.38	19,494.83	9,518.38
c)	Rail EPC	83,384.12	89,326.77	1,00,172.98	89,326.77	83,384.12	89,326.77	1,00,172.98	89,326.77
d)	Others (Un-allocated)	--	--	--	--	--	--	--	--
	Total	1,44,821.76	1,50,191.60	1,77,580.42	1,50,191.60	1,44,670.57	1,50,047.83	1,77,665.61	1,50,047.83
		1,44,821.76	1,50,191.60	1,77,580.42	1,50,191.60	1,44,670.57	1,50,047.83	1,77,665.61	1,50,047.83

A TOTAL RAIL SOLUTION PROVIDER


Notes:

1. (i) The above results have been reviewed by the Audit Committee and approved by the Board of Directors at their respective Meetings held on 11th August, 2021.
(ii) The above results for the quarter ended 30th June, 2021, have been reviewed by the Statutory Auditors as required under the SEBI (Listing Obligations and Disclosure Requirements) Regulations, 2015.
(iii) The above results have been prepared in accordance with the Ind-AS.
2. With the onset of the 2nd wave of COVID-19 and consequent restrictions imposed on the use of industrial Oxygen and operations of the Company, the performance for Q1 was adversely impacted. The situation however, started looking up from June 2021 onwards, and the Company's operations presently are maintained at near normal level.
3. The figures for the quarter ended 31st March, 2021 are arrived at as difference between audited figures in respect of full financial year and the unaudited published year-to-date figures upto 31st December, 2020, which were subjected to limited review.
4. Previous period's figures have been re-grouped/ re-arranged wherever necessary.

Registered Office :

Belgharia, Kolkata -700 056


Phone No. +91-33-25691500

Fax No. +91-33-25412448

Website : www.texmaco.in

Place : Kolkata

Dated : 11th August, 2021


D.H. Kela
DIN 01050842
Executive Director**A TOTAL RAIL SOLUTION PROVIDER**

Limited Review Report

To
The Board of Directors
Texmaco Rail & Engineering Limited

1. We have reviewed the accompanying statement of unaudited standalone financial results ("the Statement") of **TEXMACO RAIL & ENGINEERING LIMITED** ("the Company"), for the quarter ended June 30, 2021, in which are incorporated the returns for the quarter ended on that date reviewed by the branch auditors of the Kalindee unit.
2. This Statement, which is the responsibility of the Management and approved by the Board of Directors, has been prepared in accordance with the recognition and measurement principles laid down in Indian Accounting Standard 34 "Interim Financial Reporting" ("Ind AS 34"), prescribed under Section 133 of the Companies Act, 2013, and other accounting principles generally accepted in India. Our responsibility is to issue a report on the Statement based on our review.
3. We conducted our review of the Statement in accordance with the Standard on Review Engagements (SRE) 2410 "Review of Interim Financial Information Performed by the Independent Auditor of the Entity" issued by the Institute of Chartered Accountants of India. This standard requires that we plan and perform the review to obtain moderate assurance as to whether the financial statements are free of material misstatement. A review is limited primarily to inquiries of company personnel and analytical procedures applied to financial data and thus provide less assurance than an audit. We have not performed an audit and accordingly, we do not express an audit opinion.
4. Based on our review conducted as above nothing has come to our attention that causes us to believe that the accompanying statement of unaudited standalone financial results prepared in accordance with applicable accounting standards and other recognized accounting practices and policies has not disclosed the information required to be disclosed in terms of Regulation 33 of the SEBI (Listing Obligations and Disclosure Requirements) Regulations, 2015 including the manner in which it is to be disclosed, or that it contains any material misstatement.

For L.B. Jha & Co.,
Chartered Accountants
(Registration Number: 301088E)



(D. N. Roy)

Partner

(Membership Number 300389)
UDIN: 21300389AAAAHD7670

Place : Kolkata
Date: 11th August, 2021

LIMITED REVIEW REPORT

**TO THE BOARD OF DIRECTORS OF
TEXMACO RAIL & ENGINEERING LIMITED**

1. We have reviewed the accompanying Statement of Consolidated Unaudited Financial Results ("the Statement") of **TEXMACO RAIL & ENGINEERING LIMITED** ("the Parent") and its subsidiaries (the Parent and its subsidiaries together referred to as "the Group") and its share of the profit after tax and total comprehensive income of its associate and joint ventures for the for the quarter ended June 30, 2021, in which are incorporated the returns for the quarter ended on that date reviewed by the branch auditors of the Kalindee unit, being submitted by the Parent pursuant to the requirement of Regulation 33 of the SEBI (Listing Obligations and Disclosure Requirements) Regulations, 2015, as amended.
2. This Statement, which is the responsibility of the Parent's Management and approved by the Parent's Board of Directors, has been prepared in accordance with the recognition and measurement principles laid down in Indian Accounting Standard 34 "Interim Financial Reporting" ("Ind AS 34"), prescribed under Section 133 of the Companies Act, 2013, and other accounting principles generally accepted in India. Our responsibility is to express a conclusion on the Statement based on our review.
3. We conducted our review of the Statement in accordance with the Standard on Review Engagements (SRE) 2410 "Review of Interim Financial Information Performed by the Independent Auditor of the Entity", issued by the Institute of Chartered Accountants of India. A review of interim financial information consists of making inquiries, primarily of persons responsible for financial and accounting matters, and applying analytical and other review procedures. A review is substantially less in scope than an audit conducted in accordance with Standards on Auditing and consequently does not enable us to obtain assurance that we would become aware of all significant matters that might be identified in an audit. Accordingly, we do not express an audit opinion.

We also performed procedures in accordance with the circular issued by the SEBI under Regulation 33 (8) of the SEBI (Listing Obligations and Disclosure Requirements) Regulations, 2015, as amended, to the extent applicable.

4. The Statement includes the results of the following entities:

(i)	Belur Engineering Private Limited	Wholly Owned Subsidiary
(ii)	Texmaco Engineering Udyog Private Limited	Wholly Owned Subsidiary
(iii)	Texmaco Rail Electrification Limited	Wholly Owned Subsidiary
(iv)	Texmaco Rail System Private Limited	Subsidiary
(v)	Texmaco Transtrak Private Limited	Subsidiary
(vi)	Texmaco Defence Systems Private Limited	Associate
(vii)	Touax Texmaco Railcar Leasing Pvt. Ltd.	Joint Venture
(viii)	Wabtec Texmaco Rail Pvt. Ltd.	Joint Venture



5. Based on our review conducted and procedures performed as stated in paragraph 3 above and based on the consideration of the review reports of the branch auditor referred to in paragraph 6 below, nothing has come to our attention that causes to believe that the accompanying Statement, prepared in accordance with the recognition and measurement principles laid down in the aforesaid Indian Accounting Standard and other accounting principles generally accepted in India, has not disclosed the information required to be disclosed in terms of Regulation 33 of the SEBI (Listing Obligations and Disclosure Requirements) Regulations, 2015, as amended, including the manner in which it is to be disclosed, or that it contains any material misstatement.
6. We did not review the interim financial results of one unit included in the standalone unaudited interim financial results whose results reflect total assets of Rs. 90,842.13 lakhs as at June 30, 2021 and total revenues of Rs. 9,732.28 lakhs, total net loss after tax of Rs 1,049.57 lakhs, and total comprehensive loss of Rs. 1,218.34 lakhs for the quarter ended June 30, 2021 as considered in the consolidated unaudited financial results. The interim financial results of this unit has been reviewed by the branch auditor whose report has been furnished to us, and our conclusion in so far as it relates to the amounts and disclosures included in respect of this unit, is based solely on the report of such branch auditor and the procedures performed by us as stated in paragraph 3 above.

Our conclusion on the Statement is not modified in respect of the above matters.

7. The consolidated unaudited financial results includes the interim financial results of five subsidiaries which have not been reviewed by respective auditors, whose interim financial results reflect total assets of Rs.2,833.73 lakh as at June 30, 2021 and total revenue of Rs. 82.64 lakh, total net loss after tax of Rs. 8.61 lakhs and total comprehensive loss of Rs. 8.61 lakhs for quarter ended June 30, 2021 as considered in the consolidated unaudited financial results. The consolidated unaudited financial results also includes the Group's share of net profit after tax of Rs.239.49 lakh and total comprehensive income of Rs.239.49 lakhs for the quarter ended June 30, 2021 as considered in the consolidated unaudited financial results, in respect of one associate and two joint ventures based on their interim financial results which have not been subjected to reviewed by their respective auditors. According to the information and explanations given to us by the Management, these interim financial results are not material to the Group.

Our conclusion on the Statement is not modified in respect of the above matter.



Place : Kolkata
Date: 11th August, 2021

For L.B. Jha & Co.,
Chartered Accountants
(Registration Number: 301088E)

(D. N. Roy)
Partner
(Membership Number 300389)
UDIN: 21300389AAAAHE1049